

ALIFLEX WITH BOILER



Vacuum board with heated surface, with built in boiler. With height and temperature adjustment.



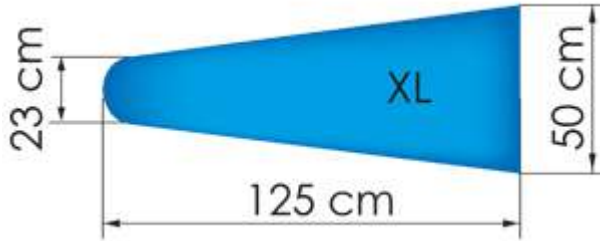
[WATCH VIDEO](#)

Product codes: 2256, 2257, 2258, 2259, 2262

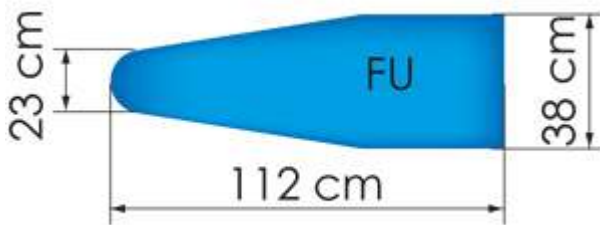
DESCRIZIONE: Series of vacuum boards with powerful suction. Each table can be equipped with a wide range of

accessories to fit different needs and expense budgets.

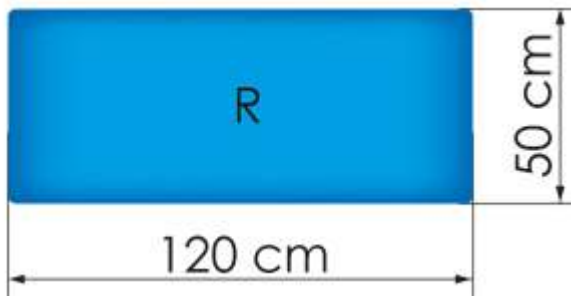
Available shapes



XL surface size




FU surface size



Rectangular surface size

|

MAIN FEATURES



Highly efficient foam padding

- Cover: HR3 cover.
- Padding: double density polyester.
- Mesh: open fibre mesh.



Spring aided height adjustment

From 79 to 97 cm



Automatic built-in boiler with pump feed

Available in 2 kW or 4 kW size



Garment Tray



F022 steam electric iron

[FIND OUT MORE](#)



Cable holder rod



Surface temperature adjustment

OPTIONS



Overhead group

- Vertical support.
- Lamp.
- Rail with conveyer for iron.



Pivoting iron support with cable holder rod for point to the right usage



Swing arm with suction buck



Chimney



Second iron

- F022 steam electric iron.
- Electric box.

[FIND OUT MORE](#)



Steam air gun

[FIND OUT MORE](#)



Steam gun

[FIND OUT MORE](#)

TECHNICAL SPECIFICATIONS

	2256	2259	2257	2258	2262
Description	Utility shape (FU) With 2 kW single phase boiler	Large utility shape (XL) With 2 kW single phase boiler	Utility shape (FU) With 4 kW 3-phase boiler	Large utility shape (XL) With 4 kW 3-phase boiler	Rectangular shape (R) With 4 kW 3-phase boiler
Electrical requirements	230V 50Hz 220V 60Hz	230V 50Hz 220V 60Hz	230V 50Hz 220V 60Hz	230V 50Hz 220V 60Hz	230V 50Hz 220V 60Hz
Total power	3,26 kW	3,26 kW	5,26 kW	5,26 kW	5,70 kW
Suction power	0,45 kW 0,6 HP	0,45 kW 0,6 HP	0,45 kW 0,6 HP	0,45 kW 0,6 HP	0,45 kW 0,6 HP

	2256	2259	2257	2258	2262
Pump power	0,37 kW	0,37 kW	0,37 kW	0,37 kW	0,37 kW
	0,5 HP	0,5 HP	0,5 HP	0,5 HP	0,5 HP
Surface heating	0,44 kW	0,44 kW	0,44 kW	0,44 kW	0,44 kW x2 (//)
Steam pressure	3 bar	3 bar	3 bar	3 bar	3 bar
	43,5 PSI	43,5 PSI	43,5 PSI	43,5 PSI	43,5 PSI
Footprint	1205 x 445 mm	1205 x 445 mm	1205 x 445 mm	1205 x 445 mm	1205 x 445 mm
	47" x 18"	47" x 18"	47" x 18"	47" x 18"	47" x 18"
Dimensions	1600 x 530 x	1600 x 530 x	1600 x 530 x	1600 x 530 x	1600 x 530 x
	1565-1645 mm	1565-1645 mm	1565-1645 mm	1565-1645 mm	1565-1645 mm
	63" x 21" x	63" x 21" x	63" x 21" x	63" x 21" x	63" x 21" x 62"-65"
	62"-65"	62"-65"	62"-65"	62"-65"	
Net weight	72 kg	87 kg	72 kg	87 kg	90 kg
	159 lbs	192 lbs	159 lbs	192 lbs	198 lbs